



# Workforce Focus

## The Labour Market Group of Renfrew and Lanark

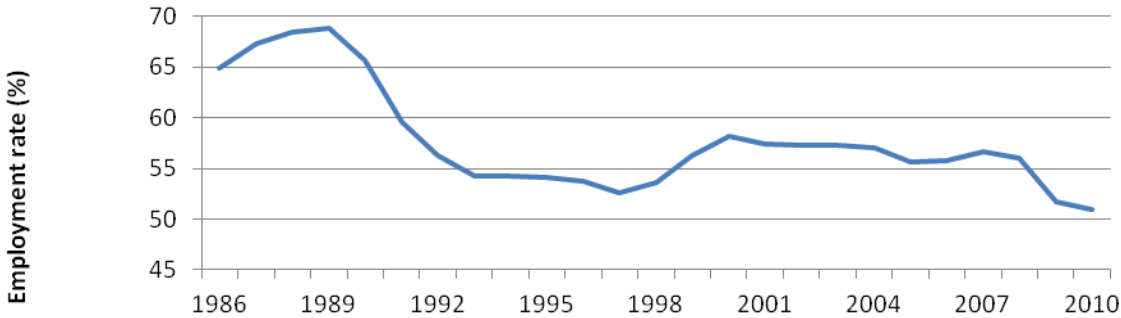
### A Portrait of the Youth Labour Market in Ontario

#### Youth employment has yet to rebound since 1989 highs

For most of the 1990s, employment opportunities for young people (age 15 to 24) were scarce. The recession at the beginning of the decade had a lasting effect on the youth labour market. In 1989, youth employment and participation rates were at record highs, but following years of layoffs and weak hiring, labour-market conditions for youth hit a 21-year low in 1997.

The early 2000s showed promise for young people in Ontario with an employment rate of 58% in 2000. Since then, employment has declined to 51% across the province, setting a new low for youth employment in 2010.

**Youth employment from 1986 to 2010**  
Ontario



Source: Statistics Canada, Labour Force Survey

#### Employment in Ontario by sex and age

Age range	2010			2006 to 2010		
	Both sexes	Men	Women	Both sexes % change	Men	Women
	'000			% change		
<b>15 years and over</b>	<b>6610</b>	<b>3417.5</b>	<b>3192.5</b>	<b>2.5%</b>	<b>0.5%</b>	<b>4.8%</b>
15 to 24 years	905.9	442.4	463.5	-5.9%	-8.1%	-3.6%
15 to 19 years	317.8	146.3	171.5	-13.2%	-17.6%	-9.7%
20 to 24 years	588	296.1	291.9	-1.4%	-2.6%	-0.1%

Source: Statistics Canada, Labour Force Survey

#### Decline highest for young men in the labour market

From 2006 to 2010, women experienced the greatest increase in employment at 5%, compared to less than one percent among men.

Young women captured 463,500 of the 905,900 jobs created during the 2006 to 2010 period (down 3.6%), compared with 442,400 for young men (down 8.1%).

#### Highest growth in educational services industry

Youth employment has increased by 20% in the educational services industry across Ontario. Professional, scientific and technical services and construction also show increases during the 2006 to 2010 period.

#### Did you know?

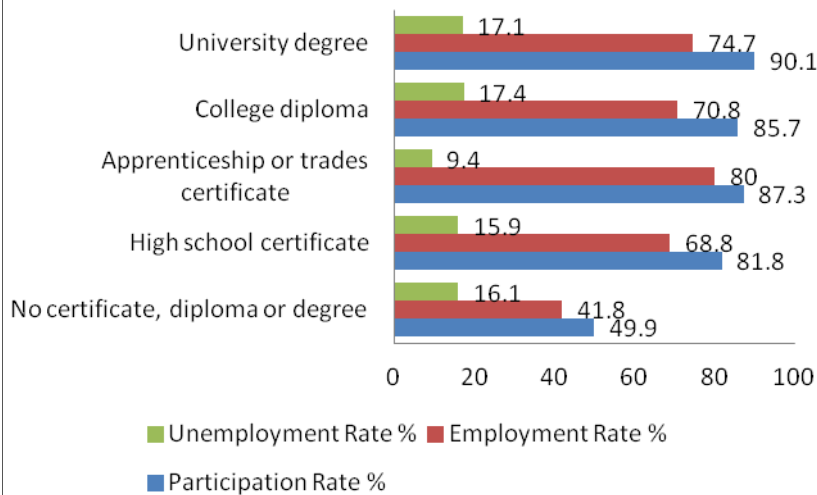
The number of students coming out of Canada's education system will remain the primary source of new supply for the Canadian labour market, representing approximately 550,000 new labour market entrants each year over the next decade.

Source: Business Central, Youth Employment, 2008

## Labour Force Activity by Educational Attainment

Youth Age 15 to 24,

Lanark, Renfrew and Algonquin, 2006



Overall, university graduates show the most favourable employment prospects, boasting the highest employment and participation rates among youth in this region.

Source: Statistics Canada, 2006 Census

## Putting jobless youth in context

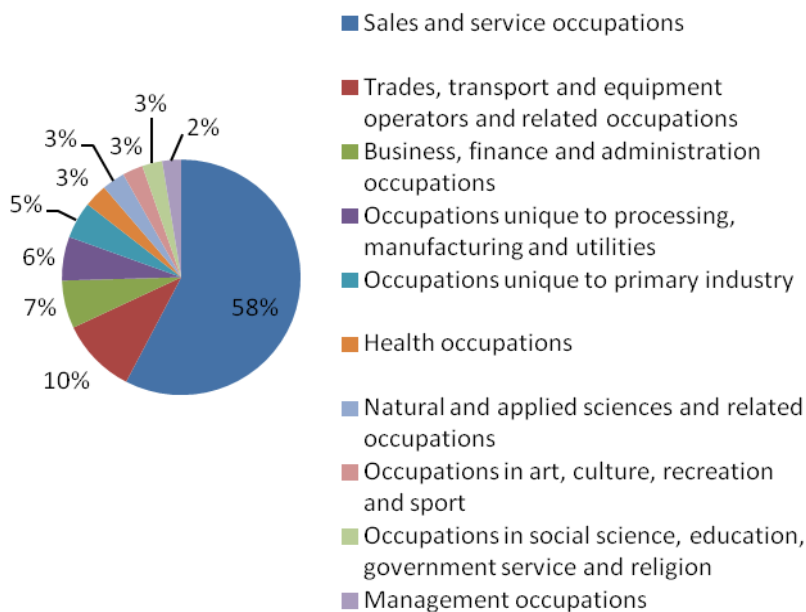
In 2009, the Conference Board of Canada studied sixteen countries to better understand jobless youth (the proportion of people aged 20-24 not going to school or working). With 13% of Canadian youth not in school or working, Canada received a "B" grade and ranked 9<sup>th</sup> out of 16 peer countries. This means a sizable proportion of young people have not made the transition from formal schooling to work as quickly or as seamlessly as possible.

According to the study, youth are leaving school without the skills and experience needed to move into a career path that will ensure lifelong self-sufficiency. Compared to their peers, these youth are at greater risk of unemployment, poverty, and social exclusion throughout their lives.

Source: Conference Board of Canada, [How Canada Performs Report](#), 2009

## Youth Employment by Occupational Group

Lanark, Renfrew and Algonquin, 2006



Youth employed in this region most commonly work in sales and service occupations, accounting for 58% of all youth employment. Occupations in trades, transport and equipment operations and business, finance and administration offer good opportunities for youth as well.

Source: Statistics Canada, 2006 Census

## Why higher youth unemployment?

Youth unemployment rates are relatively higher for a number of reasons. Young people are among the most vulnerable during an economic downturn when workers are being laid off and hiring slowdowns.

First, youths usually have the least seniority, the least work experience, and the least amount of company training invested in them, and they are more likely to be working on a short-term contract. They are, therefore, the most likely to be let go.

Another barrier for youth, regardless of the state of the economy, is that young people simply have less experience in looking for work. Many youths lack experience in the process of finding a job.

Fewer resources, stronger financial attachments to family, and less mobility are additional barriers preventing youth from accessing jobs outside of their community.

Source: Martin, Monthly Labor Review, July 2009

**EMPLOYMENT  
ONTARIO**

FOR MORE LABOUR MARKET INFORMATION

VISIT [WWW.RENFREWLANARK.COM](http://WWW.RENFREWLANARK.COM)

THE VIEWS EXPRESSED IN THIS DOCUMENT DO NOT NECESSARILY REFLECT  
THOSE OF THE GOVERNMENT OF ONTARIO

**Workforce Planning  
Ontario**  
[www.workforceplanningontario.ca](http://www.workforceplanningontario.ca)